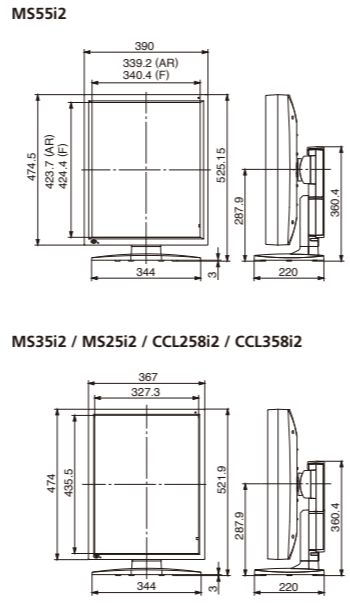


Specifications

Model Name	MS5512/AR (Special AR Coating) MS5512/F (Protective Filter)	MS3512/AR (Special AR Coating) MS3512/F (Protective Filter)	MS2512/AR (Special AR Coating) MS2512/F (Protective Filter)	
LCD Panel	Technology	21.3-inch, TFT monochrome active matrix IPS technology	21.3-inch, TFT monochrome active matrix IPS technology	21.3-inch, TFT monochrome active matrix IPS technology
	Display Area	422.40mm X 337.92mm	433.152mm X 324.864mm	432mm X 324mm
	Pixel Pitch	0.165mm X 0.165mm	0.2115mm X 0.2115mm	0.270mm X 0.270mm
	Contrast Ratio	1200 : 1 (typ)	1400 : 1 (typ)	1400 : 1 (typ)
	Maximum Luminance	1200cd/m ² typ. (calibrated to 500cd/m ² and 410cd/m ² by factory default)	1700cd/m ² typ. (calibrated to 500cd/m ² and 410cd/m ² by factory default)	1900cd/m ² typ. (calibrated to 410cd/m ² by factory default)
Visual Performance	Viewing Angle	176° vertical and horizontal (Wide view)	170° vertical and horizontal	170° vertical and horizontal
	Native Resolution	2048 X 2560, Independent Sub pixel Drive technology ON: 2048 X 7680 (sub-pixel)	1536 X 2048, Independent Sub pixel Drive technology ON: 1536 X 6144 (sub-pixel)	1200 X 1600, Independent Sub pixel Drive technology ON: 1200 X 4800 (sub-pixel)
Interface	Input Signal	DVI-D (DVI 1.0 compliant) DisplayPort (DisplayPort 1.1a compliant)	DVI-D (DVI 1.0 compliant) DisplayPort (DisplayPort 1.1a compliant)	DVI-D (DVI 1.0 compliant) DisplayPort (DisplayPort 1.1a compliant)
	Plug and Play	DDC2B compliant	DDC2B compliant	DDC2B compliant
Input Power Supply	Input	100V ~ 240V (±10%) 50/60Hz	100V ~ 240V (±10%) 50/60Hz	100V ~ 240V (±10%) 50/60Hz
	Maximum Power Consumption	80W	60W	60W
Features	Calibration Control	Luminance, Gamma, Capability of saving 3 sets of LUT settings (An optional calibration kit is required)	Luminance, Gamma, Capability of saving 3 sets of LUT settings (An optional calibration kit is required)	Luminance, Gamma, Capability of saving 3 sets of LUT settings (An optional calibration kit is required)
	OSD Information Display	Model name, Serial No., Total operating time, Calibration settings (Operating time from last calibration, Luminance, Gamma), Current luminance	Model name, Serial No., Total operating time, Calibration settings (Operating time from last calibration, Luminance, Gamma), Current luminance	Model name, Serial No., Total operating time, Calibration settings (Operating time from last calibration, Luminance, Gamma), Current luminance
	USB Hub	USB Rev. 2.0 compliant, Self-powered USB upstream connector (x1), USB downstream connector (x2)	USB Rev. 2.0 compliant, Self-powered USB upstream connector (x1), USB downstream connector (x2)	USB Rev. 2.0 compliant, Self-powered USB upstream connector (x1), USB downstream connector (x2)
	Other Features	Luminance uniformity correction, Hardware pivot, LED indicator, Configurations switching function, Independent Sub pixel Drive technology, Self DICOM check function	Luminance uniformity correction, Hardware pivot, LED indicator, Configurations switching function, Independent Sub pixel Drive technology, Self DICOM check function	Luminance uniformity correction, Hardware pivot, LED indicator, Configurations switching function, Independent Sub pixel Drive technology, Self DICOM check function
Approvals	ANSI/AAMI ES60601-1(2005), CAN/CSA C22.2 NO. 60601-1(2008), CE (EN60601-1, EN60601-1-2), FCC Part15, subpart B Class B, VCCI class B, J-Moss, RoHS, ICES-3(B), [FDA510(k), pending]	ANSI/AAMI ES60601-1(2005), CAN/CSA C22.2 NO. 60601-1(2008), CE (EN60601-1, EN60601-1-2), FCC Part15, subpart B Class B, VCCI class B, J-Moss, RoHS, ICES-3(B), [FDA510(k), pending]	ANSI/AAMI ES60601-1(2005), CAN/CSA C22.2 NO. 60601-1(2008), CE (EN60601-1, EN60601-1-2), FCC Part15, subpart B Class B, VCCI class B, J-Moss, RoHS, ICES-3(B), [FDA510(k), pending]	
Physical Characteristics	Dimensions (incl. tilt stand)	Portrait : 474.5 (W) X 482.9 / 544.4 (H) X 220 (D)mm Portrait : 390 (W) X 525.15 / 586.65 (H) X 220 (D)mm	Portrait : 474 (W) X 468.4 / 529.9 (H) X 220 (D)mm Portrait : 367 (W) X 521.9 / 583.4 (H) X 220 (D)mm	Portrait : 474 (W) X 468.4 / 529.9 (H) X 220 (D)mm Portrait : 367 (W) X 521.9 / 583.4 (H) X 220 (D)mm
	Weight	About 13kg	About 12kg	About 12kg
	Tilt Stand	Tilt, Swivel, Portrait / Landscape	Tilt, Swivel, Portrait / Landscape	Tilt, Swivel, Portrait / Landscape
	Mount	100mm VESA mounting	100mm VESA mounting	100mm VESA mounting
	Security Slot	On the back of the panel and the tilt stand	On the back of the panel and the tilt stand	On the back of the panel and the tilt stand
Accessories	Power cord, DVI cable, DisplayPort cable, USB cable, Operation manual *Cleaning kit (Special AR coating model only)	Power cord, DVI cable, DisplayPort cable, USB cable, Operation manual *Cleaning kit (Special AR coating model only)	Power cord, DVI cable, DisplayPort cable, USB cable, Operation manual *Cleaning kit (Special AR coating model only)	

Model Name	CCL35812/AR (Special AR Coating) CCL35812/F (Protective Filter)	CCL25812/AR (Special AR Coating) CCL25812/F (Protective Filter)	
LCD Panel	Technology	21.3-inch, TFT color active matrix IPS technology	21.3-inch, TFT color active matrix IPS technology
	Display Area	433.152mm X 324.864mm	432mm X 324mm
	Pixel Pitch	0.2115mm X 0.2115mm	0.270mm X 0.270mm
	Contrast Ratio	1400 : 1 (typ)	1400 : 1 (typ)
	Maximum Luminance	800cd/m ² typ. (calibrated to 410cd/m ² and 300cd/m ² by factory default)	900cd/m ² typ. (calibrated to 410cd/m ² and 300cd/m ² by factory default)
Visual Performance	Viewing Angle	176° vertical and horizontal	176° vertical and horizontal
	Native Resolution	1536 X 2048	1200 X 1600
Interface	Input Signal	DVI-D (DVI 1.0 compliant), DisplayPort (DisplayPort 1.1a compliant)	DVI-D (DVI 1.0 compliant), DisplayPort (DisplayPort 1.1a compliant)
	Plug and Play	DDC2B compliant	DDC2B compliant
Input Power Supply	Input	100V ~ 240V (±10%) 50/60Hz	100V ~ 240V (±10%) 50/60Hz
	Maximum Power Consumption	80W	75W
Features	Calibration Control	Luminance, Gamma, Capability of saving 3 sets of LUT settings (An optional calibration kit is required)	Luminance, Gamma, Capability of saving 3 sets of LUT settings (An optional calibration kit is required)
	OSD Information Display	Model name, Serial No., Total operating time, Calibration settings (Operating time from last calibration, Luminance, Gamma), Current luminance	Model name, Serial No., Total operating time, Calibration settings (Operating time from last calibration, Luminance, Gamma), Current luminance
	USB Hub	USB Rev. 2.0 compliant, Self-powered USB upstream connector (x1), USB downstream connector (x2)	USB Rev. 2.0 compliant, Self-powered USB upstream connector (x1), USB downstream connector (x2)
	Other Features	Luminance and color uniformity correction, Hardware pivot, LED indicator, Configurations switching function, Self DICOM check function	Luminance and color uniformity correction, Hardware pivot, LED indicator, Configurations switching function, Self DICOM check function
Approvals	ANSI/AAMI ES60601-1(2005), CAN/CSA C22.2 NO. 60601-1(2008), CE (EN60601-1, EN60601-1-2), FCC Part15, subpart B Class B, VCCI class B, J-Moss, RoHS, FDA510(k), ICES-3(B)	ANSI/AAMI ES60601-1(2005), CAN/CSA C22.2 NO. 60601-1(2008), CE (EN60601-1, EN60601-1-2), FCC Part15, subpart B Class B, VCCI class B, J-Moss, RoHS, FDA510(k), ICES-3(B)	
Physical Characteristics	Dimensions (incl. tilt stand)	Portrait : 474 (W) X 468.4 / 529.9 (H) X 220 (D)mm Portrait : 367 (W) X 521.9 / 583.4 (H) X 220 (D)mm	Portrait : 474 (W) X 468.4 / 529.9 (H) X 220 (D)mm Portrait : 367 (W) X 521.9 / 583.4 (H) X 220 (D)mm
	Weight	About 12kg	About 12kg
	Tilt Stand	Tilt, Swivel, Portrait / Landscape	Tilt, Swivel, Portrait / Landscape
	Mount	100mm VESA mounting	100mm VESA mounting
	Security Slot	On the back of the panel and the tilt stand	On the back of the panel and the tilt stand
Accessories	Power cord, DVI cable, DisplayPort cable, USB cable, Operation manual *Cleaning kit (Special AR coating model only)	Power cord, DVI cable, DisplayPort cable, USB cable, Operation manual *Cleaning kit (Special AR coating model only)	



•"TOTOKU" is a brand of medical and industrial displays that JVCKENWOOD develops. •Company names and product names are the trademarks or registered trademarks of the respective companies. •Product specifications and appearance are subject to change without notice. •Colors in photographs may differ from actual colors due to the printing process. •Images on screens are simulated.

Safety Precautions

- Please read the user's manual for safe and proper use.
- Do not expose the product to dust, moisture, steam, or oily smoke. It could cause fire, electric shock, or a failure.

Please contact the distributor below with inquiries and orders.

Healthcare Systems Operation, Professional & Healthcare Division
 JVCKENWOOD Corporation
 3-12, Moriya-cho, Kanagawa-ku, Yokohama-shi, Kanagawa, 221-0022, Japan
 TEL : +81-45-450-1908 FAX : +81-45-450-1926
 E mail : medical-display.j@jvckenwood.com



Effective October 1, 2011, JVCKENWOOD Corporation merged with three companies, Victor Company of Japan, Ltd., Kenwood Corporation and J&K Car Electronics Corporation. Under the Corporate Vision "Creating excitement and peace of mind for the people of the world", we will focus on our image technologies, acoustic technologies, radio equipment, and audio and visual software, using these as the core of our aims to become a business group whose sound, images, and radio communications products and drivers make communication a reality for the people of the world.

TOTOKU

MS&CCL Series



Flat Display Systems for Medical Imaging



Higher Image Quality and Total Management

— DICOM Conformance —

Monochrome

5MP
15MsP



5 Megapixel + Independent Sub pixel Drive technology

MS55i2 MS55i2/AR (Special AR Coating)
MS55i2/F (Protective Filter)

21.3"	DisplayPort & DVI-D	1200 cd/m ²	1200:1	Calibration function	16Bit LUT	10-bit display
LED Backlight	Color/Monochrome Conversion	OSD	Luminance Uniformity Correction	Hardware Pivot	LED Indicator	

3MP
9MsP

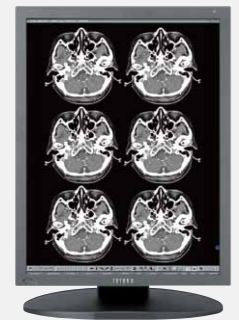


3 Megapixel + Independent Sub pixel Drive technology

MS35i2 MS35i2/AR (Special AR Coating)
MS35i2/F (Protective Filter)

21.3"	DisplayPort & DVI-D	1700 cd/m ²	1400:1	Calibration function	16Bit LUT	10-bit display
LED Backlight	Color/Monochrome Conversion	OSD	Luminance Uniformity Correction	Hardware Pivot	LED Indicator	

2MP
6MsP



2 Megapixel + Independent Sub pixel Drive technology

MS25i2 MS25i2/AR (Special AR Coating)
MS25i2/F (Protective Filter)

21.3"	DisplayPort & DVI-D	1900 cd/m ²	1400:1	Calibration function	16Bit LUT	10-bit display
LED Backlight	Color/Monochrome Conversion	OSD	Luminance Uniformity Correction	Hardware Pivot	LED Indicator	

Reliable Quality and Stability


Higher contrast with the new IPS panel

The new IPS panel provides crisper images and more confidence in diagnostic precision.



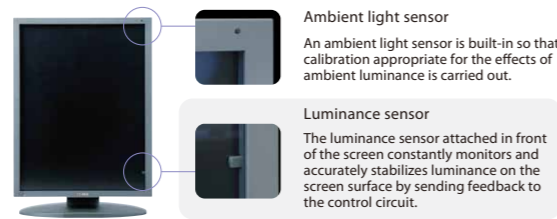
Longer lifetime and energy saving with LED backlight

Compared to the current models, the new MS Series with the LED backlight system saves about 20% energy and will hold brightness longer.



Luminance stabilizing system λ-Sentinel



λ-Sentinel consists of a luminance sensor and a luminance control circuit. The luminance sensor is integrated into the front bezel, directly against the screen, and constantly monitors and accurately stabilizes luminance on the screen surface by sending feedback instantaneously to the control circuit.



- With luminance fluctuation caused by the LCD module taken into account, highly accurate luminance control is achieved.
- Actual luminance measurements including intermediate luminance are taken on the screen surface.

Independent Sub pixel Drive technology

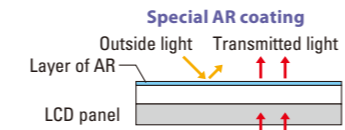
Driven by each sub-pixel value corresponding to detailed information recorded in an original image, three times resolution enhancement is achieved. In addition, up to 1276 shades of gray are now simultaneously displayable by the upgraded Independent Sub pixel Drive technology. (Patent No.8,259,034B2)



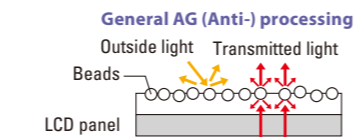
* Customized viewer is required to display images with enhanced resolution by the Independent Sub pixel Drive technology
* Independent Sub pixel Drive technology is built in MS series only

Special AR coating for film-like black and improved sharpness

Special AR coating technology addresses properties of focus, noise reduction, contrast, and viewing angle achieving film-like black and accurate reproduction of images.



The special AR coating reduces diffuse reflection and improves properties of noise, focus, contrast and viewing angle.



Provided beads diffusely reflect the light to reduce background appearance mirrored on the screen. However, transmitted light (Displayed image) is also diffusely reflected causing focus loss and increased noise.

* The images explain general ideas of each mechanism and may be different from the actual structures.

Uniformity equalizer

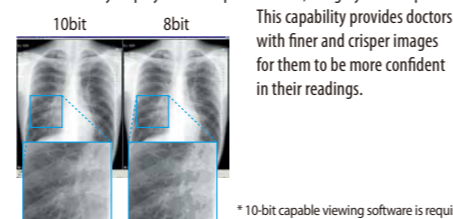
Is built in to achieve highly accurate luminance and color uniformity across the screen.



* Color uniformity equalizer is built in color models only.
* Images shown are for illustrative purposes only.

10-bit grayscale with DisplayPort connections

With the monochrome models, 1021 or 10-bit shades of grayscale are simultaneously displayed from a palette of 12,277 grayscale steps.



* 10-bit capable viewing software is required.

Next Generation Interface - DisplayPort

In addition to a DVI port, each i2 series display includes a new digital display interface, "DisplayPort". When using the DisplayPort, up to 1021 or 10-bit shades of gray are simultaneously displayed. This enables smooth and accurate display of subtle differences in shades of gray. Additionally, 1064.33 million colors (10-bit in each R, G, B) are simultaneously displayed on our color model.



* 10-bit viewer is required to display 10-bit images

User-friendly Functions

User-selectable display configurations

Luminance/gamma settings are selectable from three preset levels according to the needs. User-selectable configurations enable stress free operations without specialized settings.



Luminance: 410cd/m²
Gamma: DICOM GSDF



Luminance: 300cd/m²
Gamma: DICOM GSDF



Luminance: 300cd/m²
Gamma: Gamma 2.2

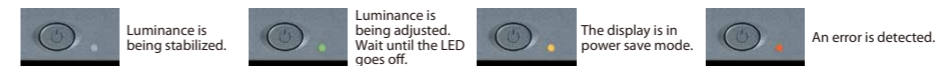
OSD information display

At your fingertips, you can view current display status and information, including actual measurement of luminance, calibration settings, total operating hours as well as model name and serial number.



LED indicator

A glance at the LED indicator tells you the display's current operating status.



Color

3MP

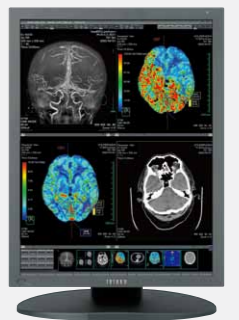


3 Megapixel 21.3" Color Display

CCL358i2 CCL358i2/AR (Special AR Coating)
CCL358i2/F (Protective Filter)

21.3"	DisplayPort & DVI-D	800 cd/m ²	1400:1	Calibration function	16Bit LUT
LED Backlight	10-bit display	OSD	Luminance Uniformity Correction	Hardware Pivot	LED Indicator

2MP



2 Megapixel 21.3" Color Display

CCL258i2 CCL258i2/AR (Special AR Coating)
CCL258i2/F (Protective Filter)

21.3"	DisplayPort & DVI-D	900 cd/m ²	1400:1	Calibration function	16Bit LUT
LED Backlight	10-bit display	OSD	Luminance Uniformity Correction	Hardware Pivot	LED Indicator

Worldwide Medical Safety and EMI Standards

TOTOKU medical image displays comply with various stringent worldwide medical standards. They ensure safety and reliability required for use in medical facilities.



Display Quality Control

Medivisor Series
(Optional software)

The Medivisor Series is a series of software to collectively support display quality control from acceptance and periodic constancy testing to constant monitoring, to calibration.



Ecological Technology - Considering the Global Environment



We are committed to providing high performance display systems that are ecological and environmentally friendly. We strive to create green IT initiatives and be a part of building a clean energy future. In effort to achieve this, we have incorporated new power-saving features in our i2 series displays. Our advanced power saving function dims the backlight as the screensaver activates, thereby reducing power consumption and preventing unnecessary backlight deterioration, resulting in a longer lasting display. Our internal power supply system includes a newly improved power save mode, which allows the display to enter standby mode with less than 2 watts of energy consumption.

* Optional software Calibration Kit is required to set up the Advanced Power Savings feature.